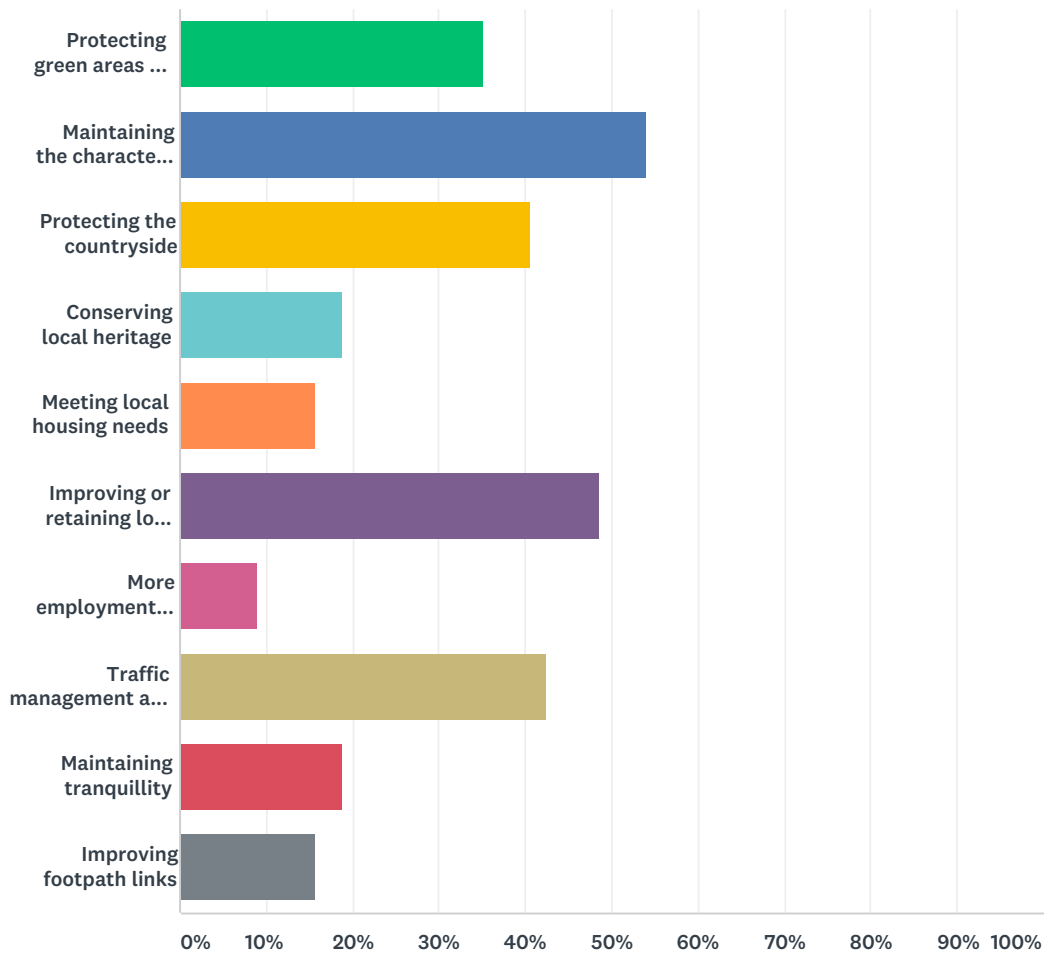


Q1 What are the THREE most important issues for the Neighbourhood Plan?

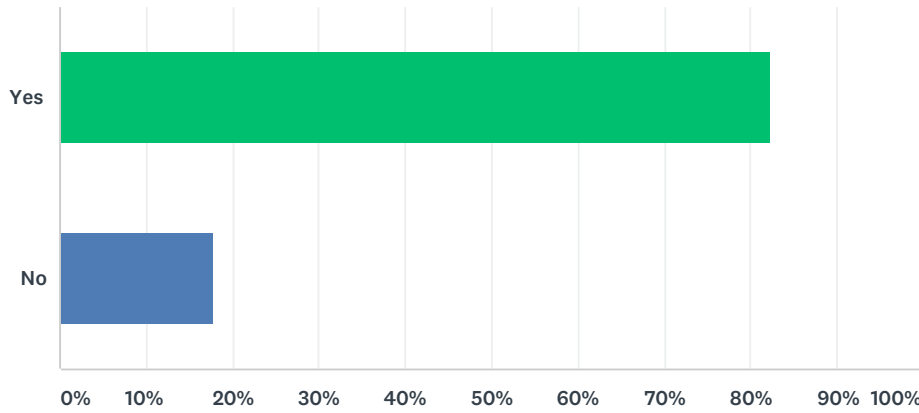
Answered: 165 Skipped: 10



ANSWER CHOICES	RESPONSES	
Protecting green areas in the village	35.15%	58
Maintaining the character of the village	53.94%	89
Protecting the countryside	40.61%	67
Conserving local heritage	18.79%	31
Meeting local housing needs	15.76%	26
Improving or retaining local services and facilities	48.48%	80
More employment opportunities for local people	9.09%	15
Traffic management and on-street parking	42.42%	70
Maintaining tranquillity	18.79%	31
Improving footpath links	15.76%	26
Total Respondents: 165		

Q2 Should we identify a buffer zone between Ringstead village and Kinewell Lake?

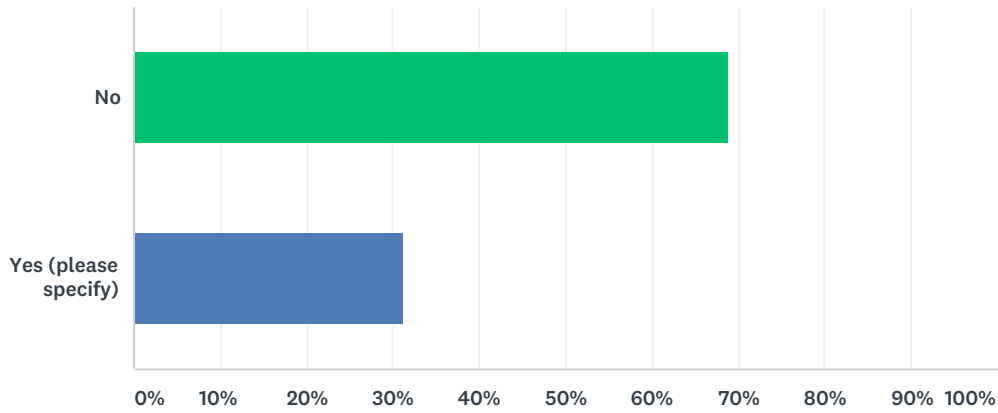
Answered: 169 Skipped: 6



ANSWER CHOICES	RESPONSES	
Yes	82.25%	139
No	17.75%	30
TOTAL		169

Q3 Are there any other nature conservation sites that should be protected by the Ringstead Neighbourhood Plan?

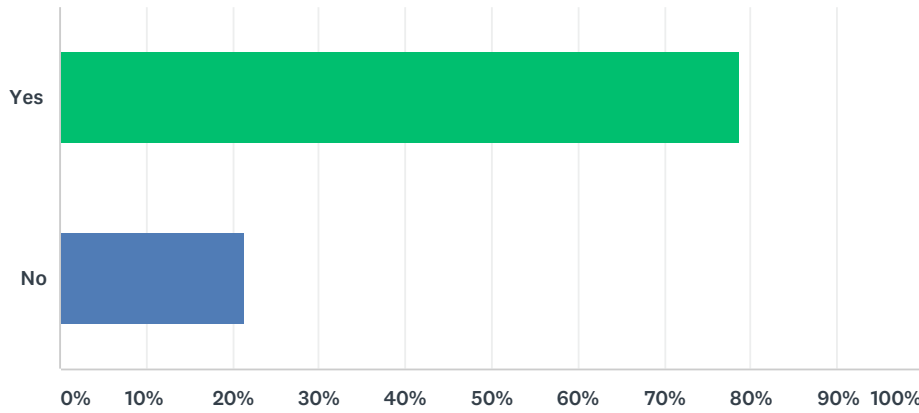
Answered: 151 Skipped: 24



ANSWER CHOICES	RESPONSES	
No	68.87%	104
Yes (please specify)	31.13%	47
TOTAL		151

Q4 Do you support the extension of facilities at Woodford Mill/ Willy Watt Marina?

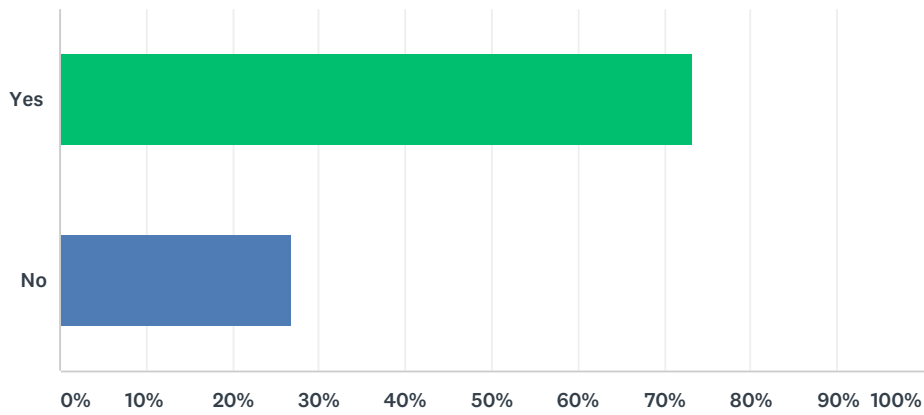
Answered: 168 Skipped: 7



ANSWER CHOICES	RESPONSES	
Yes	78.57%	132
No	21.43%	36
TOTAL		168

Q5 Do you support the extension of facilities at Blackthorne Lake Marina?

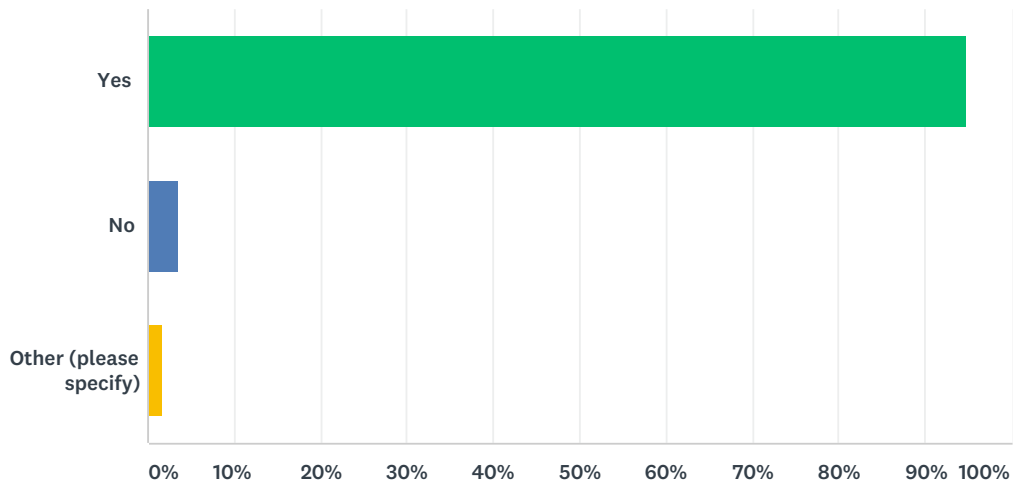
Answered: 168 Skipped: 7



ANSWER CHOICES	RESPONSES	
Yes	73.21%	123
No	26.79%	45
TOTAL		168

Q6 Do you support the designation of an Area of Separation between Ringstead and Raunds?

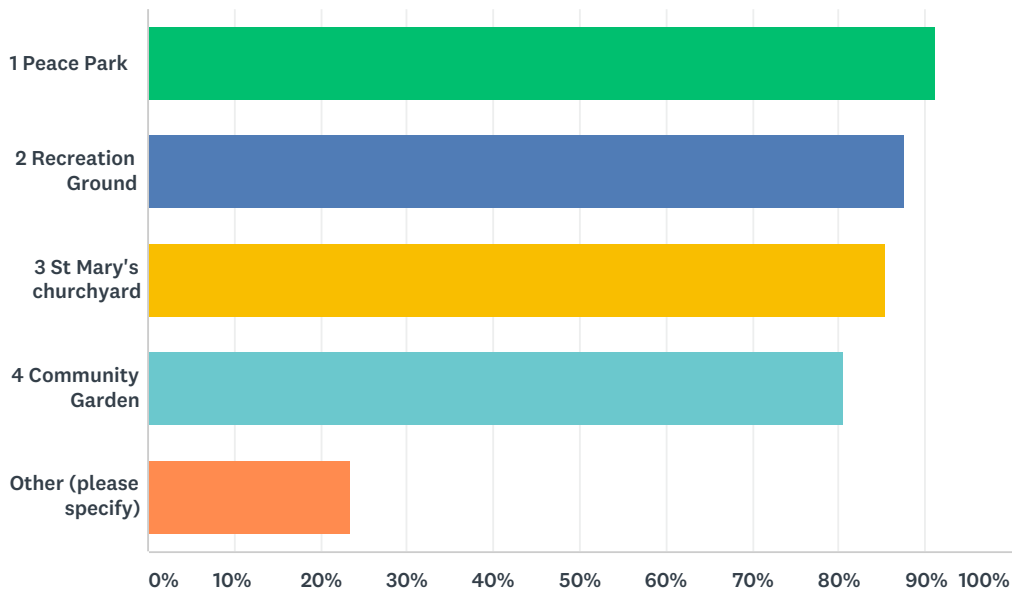
Answered: 172 Skipped: 3



ANSWER CHOICES	RESPONSES	
Yes	94.77%	163
No	3.49%	6
Other (please specify)	1.74%	3
TOTAL		172

Q7 Which of the following should be identified as a Local Green Space? (Please select all the options that apply)

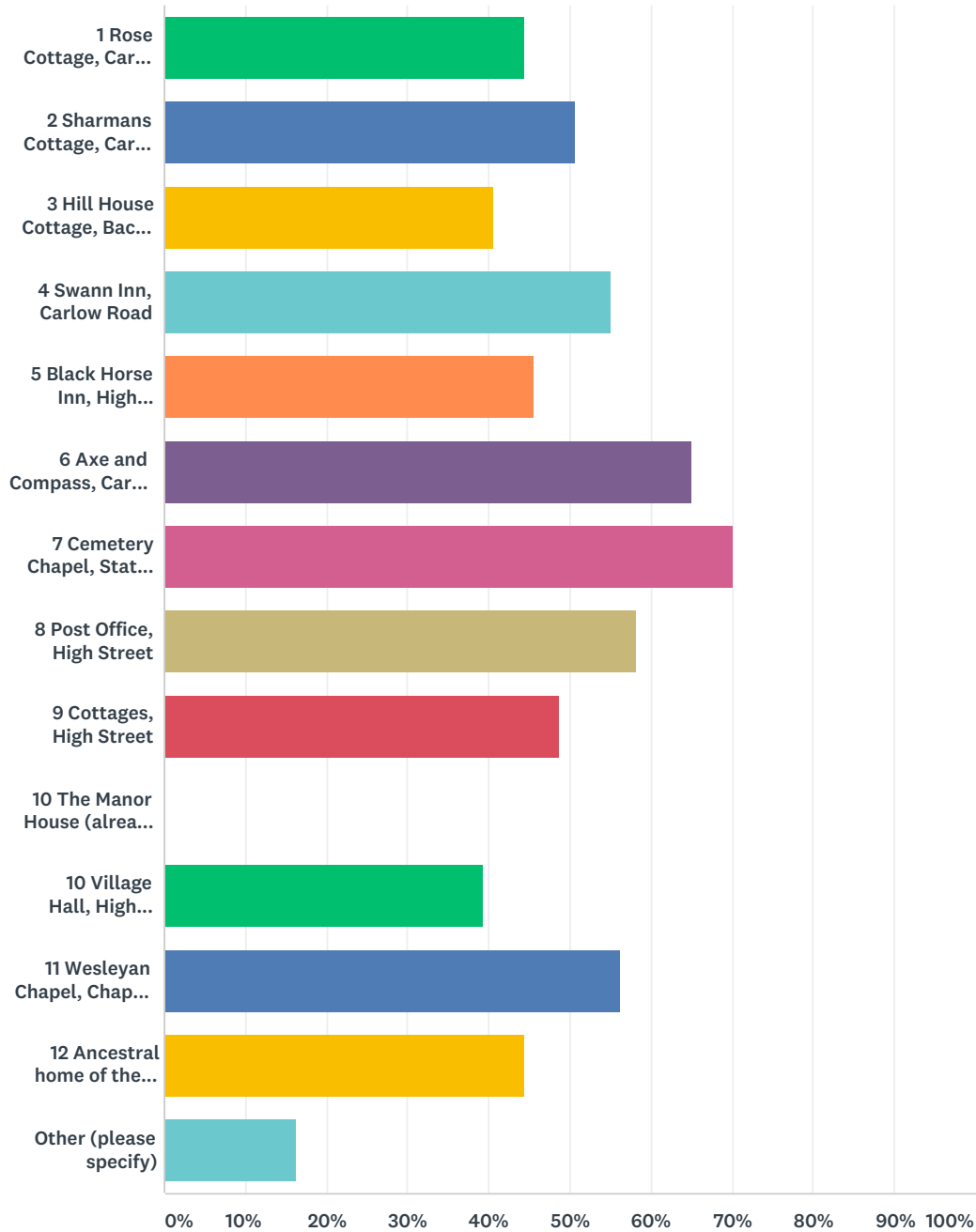
Answered: 170 Skipped: 5



ANSWER CHOICES	RESPONSES	
1 Peace Park	91.18%	155
2 Recreation Ground	87.65%	149
3 St Mary's churchyard	85.29%	145
4 Community Garden	80.59%	137
Other (please specify)	23.53%	40
Total Respondents: 170		

Q8 In addition to the four Listed Buildings and Scheduled Monument, which of the following buildings should be protected by the Neighbourhood Plan for their heritage value?

Answered: 160 Skipped: 15



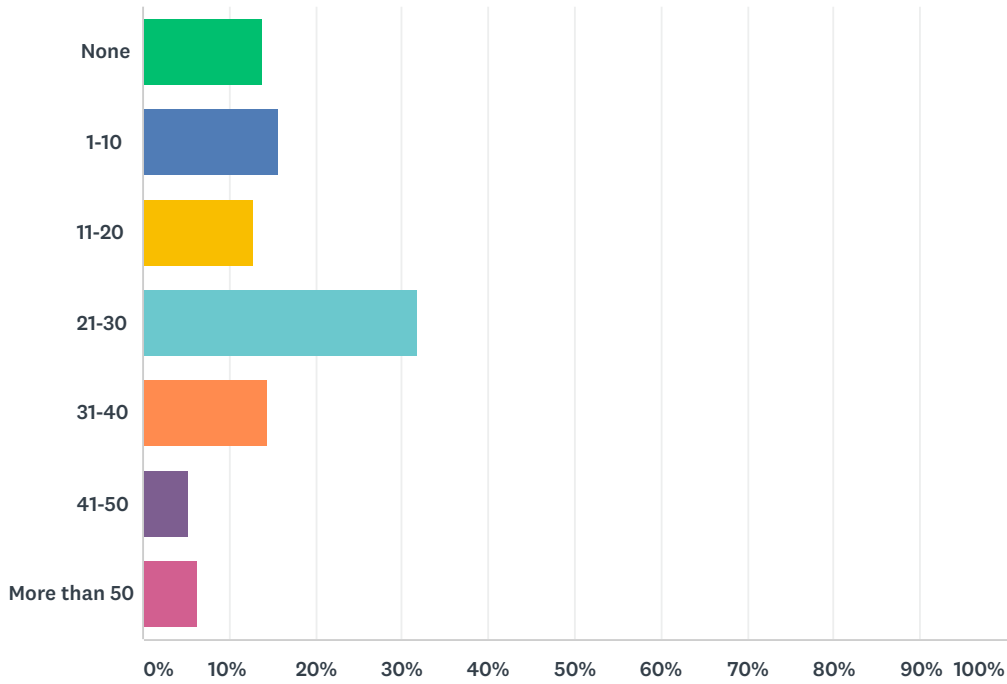
ANSWER CHOICES	RESPONSES
1 Rose Cottage, Carlow Road	44.38% 71
2 Sharmans Cottage, Carlow Road	50.63% 81
3 Hill House Cottage, Back Lane	40.63% 65
4 Swann Inn, Carlow Road	55.00% 88
5 Black Horse Inn, High Street	45.63% 73

Ringstead Neighbourhood Plan

6 Axe and Compass, Carlow Road	65.00%	104
7 Cemetery Chapel, Station Road	70.00%	112
8 Post Office, High Street	58.13%	93
9 Cottages, High Street	48.75%	78
10 The Manor House (already a Listed Building)	0.00%	0
10 Village Hall, High Street	39.38%	63
11 Wesleyan Chapel, Chapel Street	56.25%	90
12 Ancestral home of the Tuttle family Givers of the Ringstead Charity, Church Street	44.38%	71
Other (please specify)	16.25%	26
Total Respondents: 160		

Q9 How many new homes should we plan for in Ringstead?

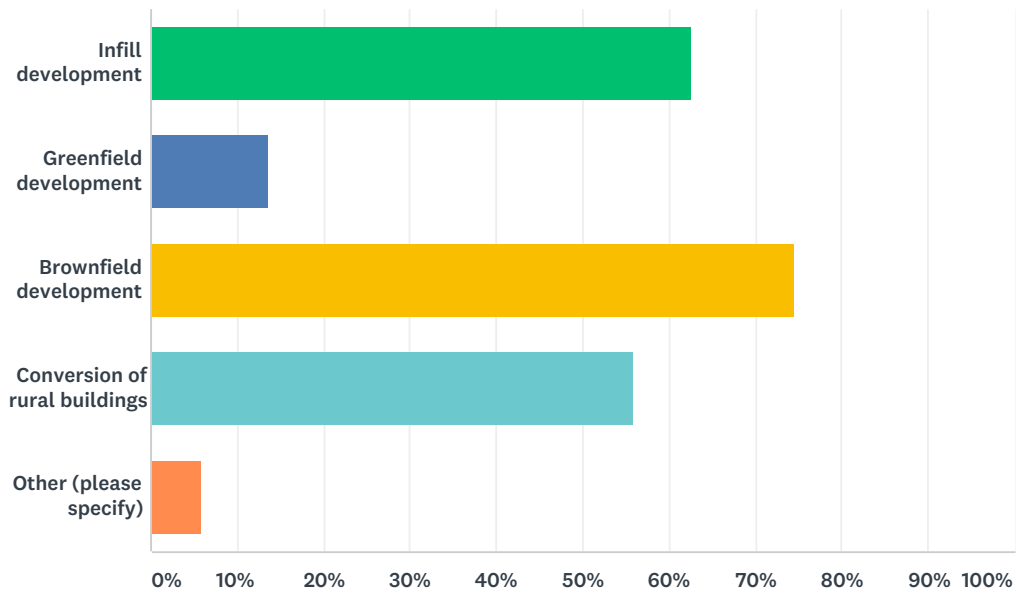
Answered: 173 Skipped: 2



ANSWER CHOICES	RESPONSES	
None	13.87%	24
1-10	15.61%	27
11-20	12.72%	22
21-30	31.79%	55
31-40	14.45%	25
41-50	5.20%	9
More than 50	6.36%	11
TOTAL		173

Q10 How should we plan for housing growth in Ringstead? (Please select all the options that apply)

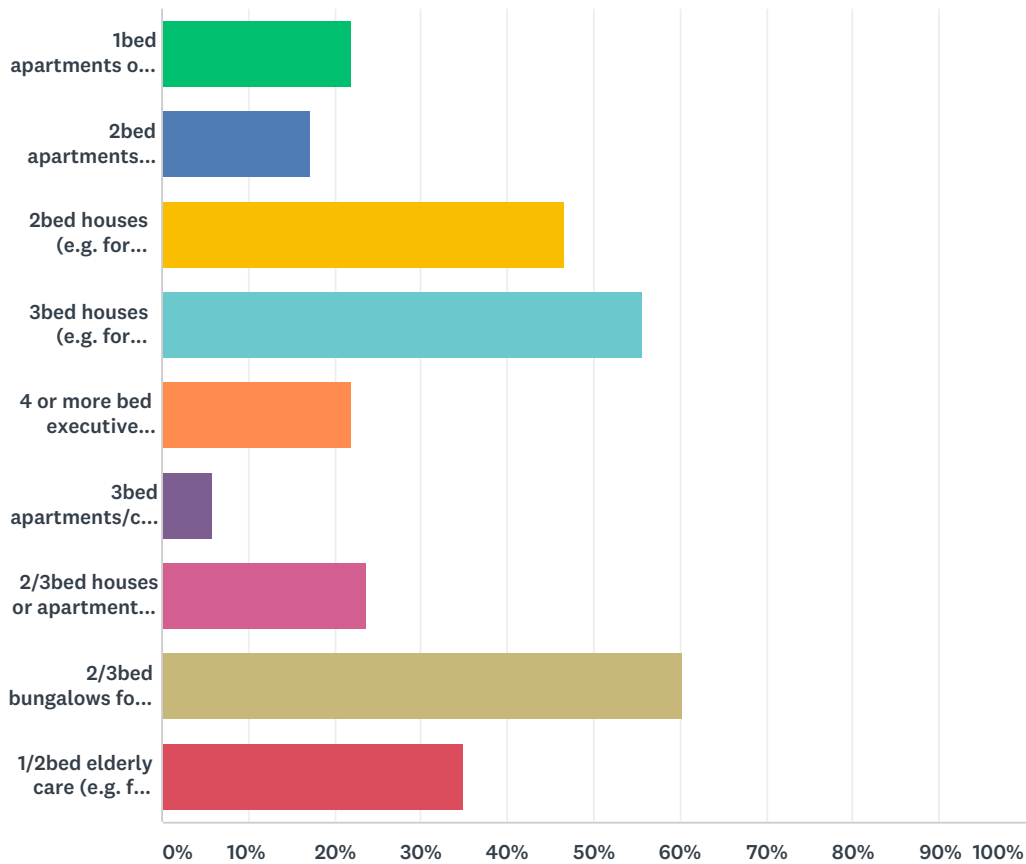
Answered: 168 Skipped: 7



ANSWER CHOICES	RESPONSES	
Infill development	62.50%	105
Greenfield development	13.69%	23
Brownfield development	74.40%	125
Conversion of rural buildings	55.95%	94
Other (please specify)	5.95%	10
Total Respondents: 168		

Q11 What are your top three priorities for housing in the parish?

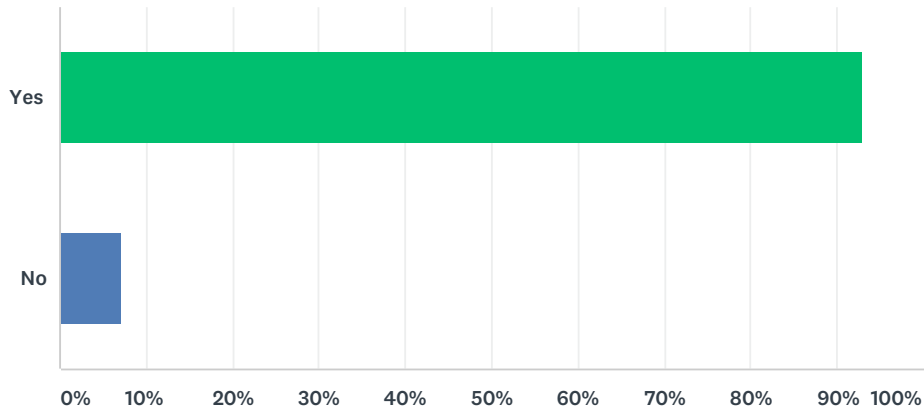
Answered: 169 Skipped: 6



ANSWER CHOICES	RESPONSES
1bed apartments or shared housing (mainly younger single or couple households at the start of the housing ladder)	21.89% 37
2bed apartments (e.g. for couples without children or older singles)	17.16% 29
2bed houses (e.g. for couples, smaller families, single parents, singles with child access and frequent visitors)	46.75% 79
3bed houses (e.g. for families with children)	55.62% 94
4 or more bed executive housing	21.89% 37
3bed apartments/cluster (e.g. for young people/students sharing at start of housing ladder, extended older families, non-traditional household groups)	5.92% 10
2/3bed houses or apartments for downsizing older people	23.67% 40
2/3bed bungalows for downsizing older people	60.36% 102
1/2bed elderly care (e.g. for older frail elderly singles)	34.91% 59
Total Respondents: 169	

Q12 Do you think that a Settlement Boundary is a good way of controlling development in Ringstead?

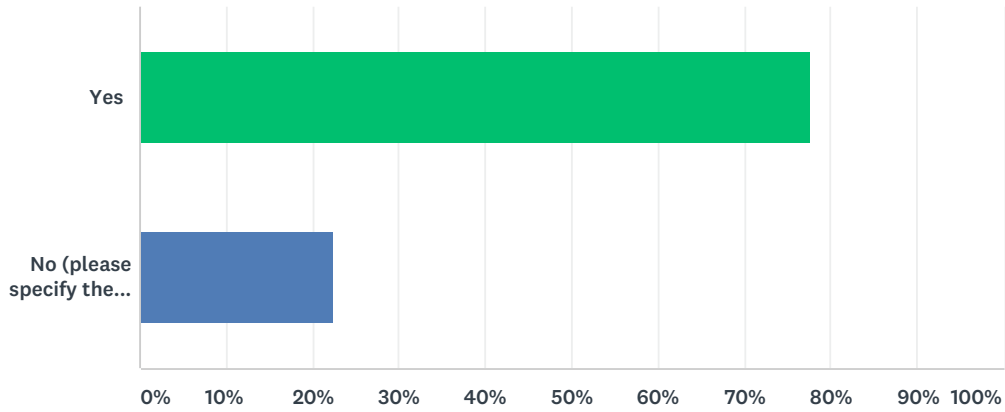
Answered: 169 Skipped: 6



ANSWER CHOICES	RESPONSES	
Yes	92.90%	157
No	7.10%	12
TOTAL		169

Q13 Do you agree with our proposed Ringstead Settlement Boundary?

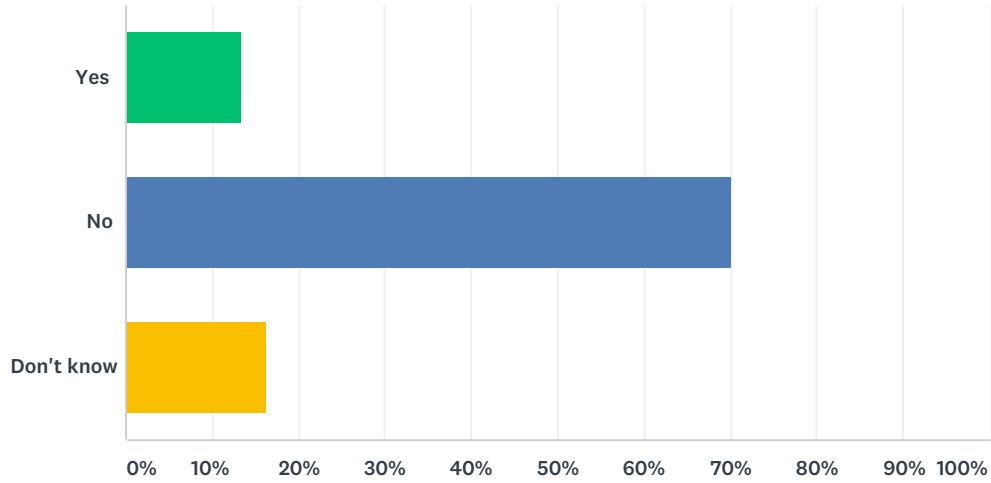
Answered: 170 Skipped: 5



ANSWER CHOICES	RESPONSES	
Yes	77.65%	132
No (please specify the changes you would like to see)	22.35%	38
TOTAL		170

Q14 Does your household as a whole, or anyone in your current household, expect to need to move within the Parish within the next ten years?

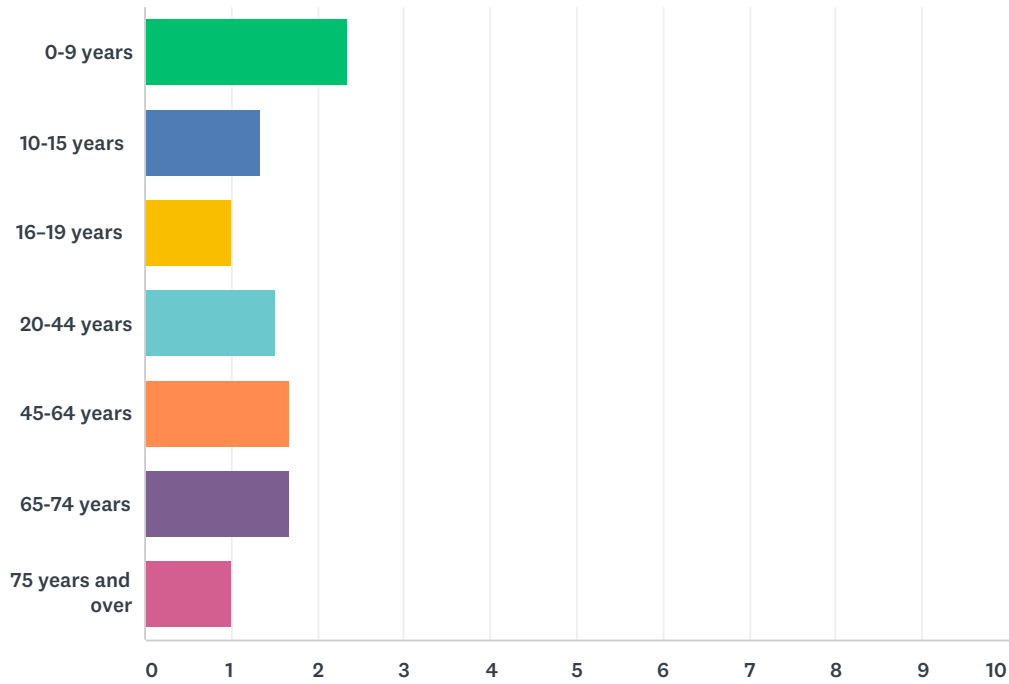
Answered: 171 Skipped: 4



ANSWER CHOICES	RESPONSES	
Yes	13.45%	23
No	70.18%	120
Don't know	16.37%	28
TOTAL		171

Q15 How many people of each age group are there in the household that expects to move?

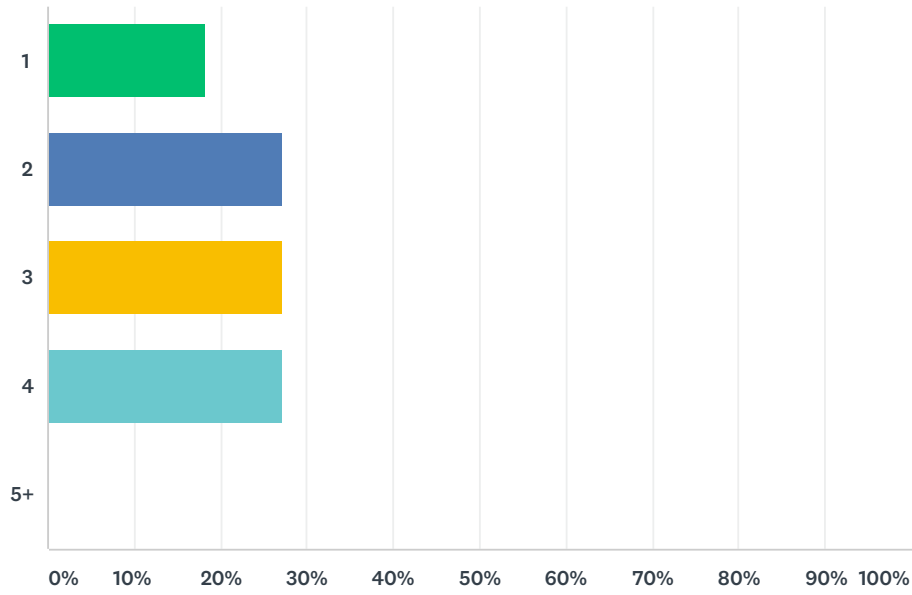
Answered: 21 Skipped: 154



ANSWER CHOICES	AVERAGE NUMBER	TOTAL NUMBER	RESPONSES
0-9 years	2	7	3
10-15 years	1	4	3
16-19 years	1	5	5
20-44 years	2	9	6
45-64 years	2	10	6
65-74 years	2	10	6
75 years and over	1	3	3
Total Respondents: 21			

Q16 How many bedrooms would that household expect to need?

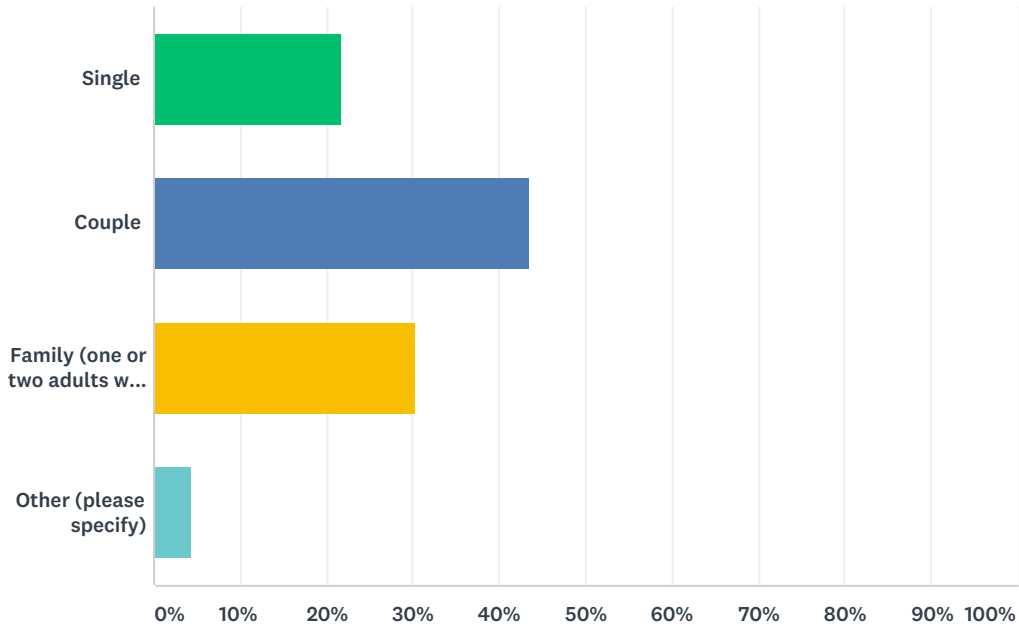
Answered: 22 Skipped: 153



ANSWER CHOICES	RESPONSES	
1	18.18%	4
2	27.27%	6
3	27.27%	6
4	27.27%	6
5+	0.00%	0
TOTAL		22

Q17 How would you describe this household?

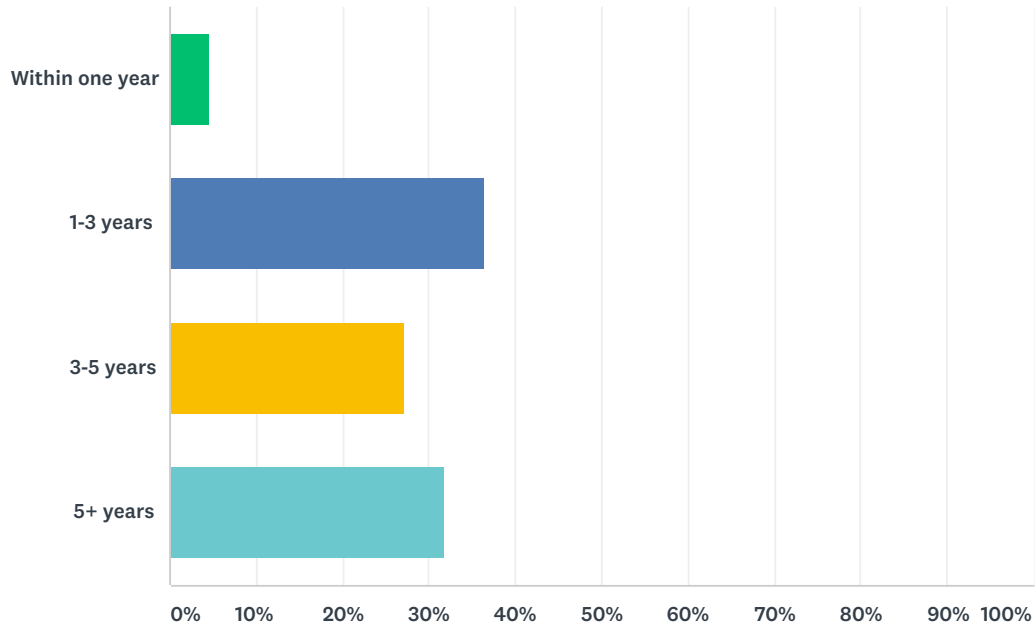
Answered: 23 Skipped: 152



ANSWER CHOICES	RESPONSES	
Single	21.74%	5
Couple	43.48%	10
Family (one or two adults with one or more children)	30.43%	7
Other (please specify)	4.35%	1
TOTAL		23

Q18 When would the household expect to need to move?

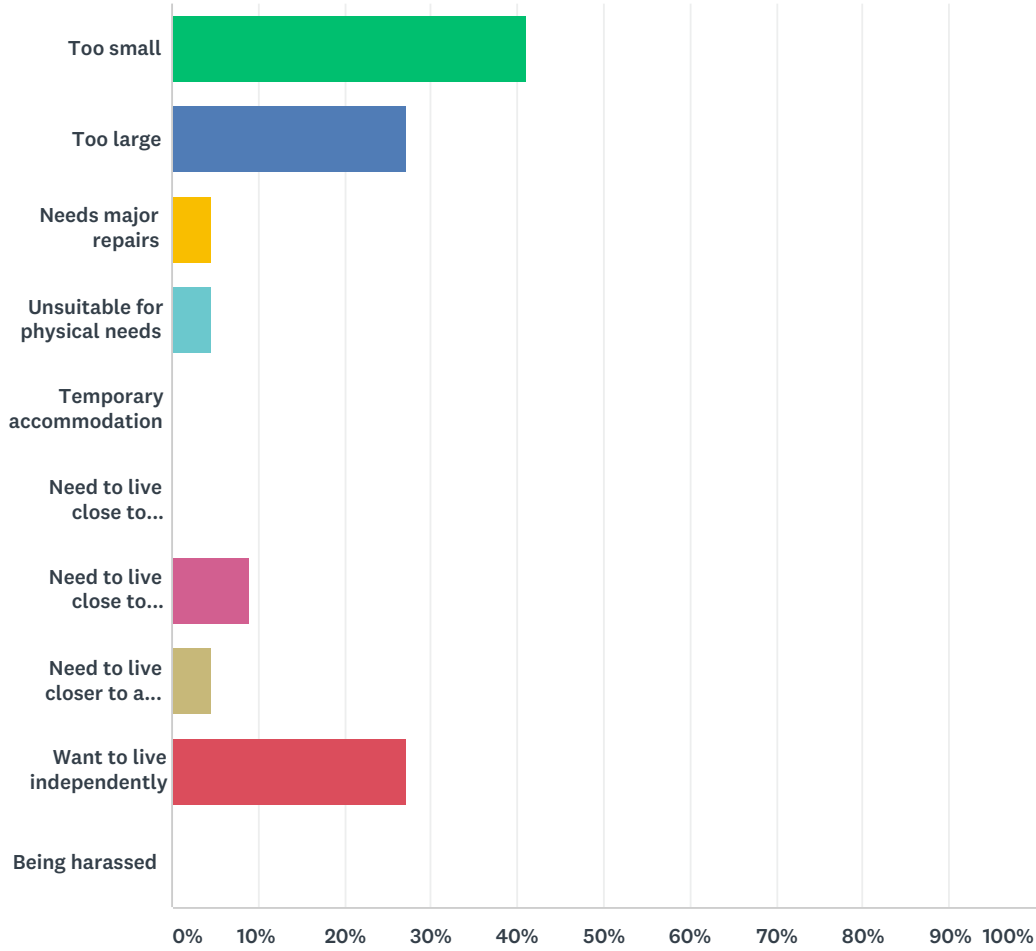
Answered: 22 Skipped: 153



ANSWER CHOICES	RESPONSES
Within one year	4.55% 1
1-3 years	36.36% 8
3-5 years	27.27% 6
5+ years	31.82% 7
TOTAL	22

Q19 Please give the reasons why this household's current home does not meet the household's need? (Please select all the options that apply)

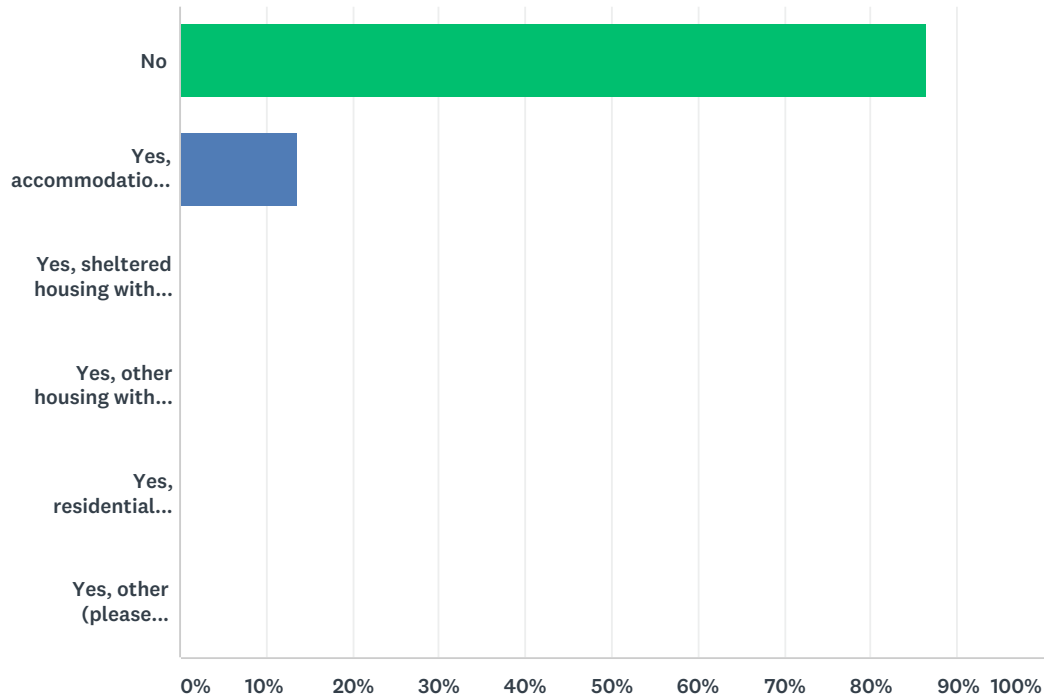
Answered: 22 Skipped: 153



ANSWER CHOICES	RESPONSES	
Too small	40.91%	9
Too large	27.27%	6
Needs major repairs	4.55%	1
Unsuitable for physical needs	4.55%	1
Temporary accommodation	0.00%	0
Need to live close to employment	0.00%	0
Need to live close to relative/family	9.09%	2
Need to live closer to a carer or to give care	4.55%	1
Want to live independently	27.27%	6
Being harassed	0.00%	0
Total Respondents: 22		

Q20 Does this household have a specialist housing need?

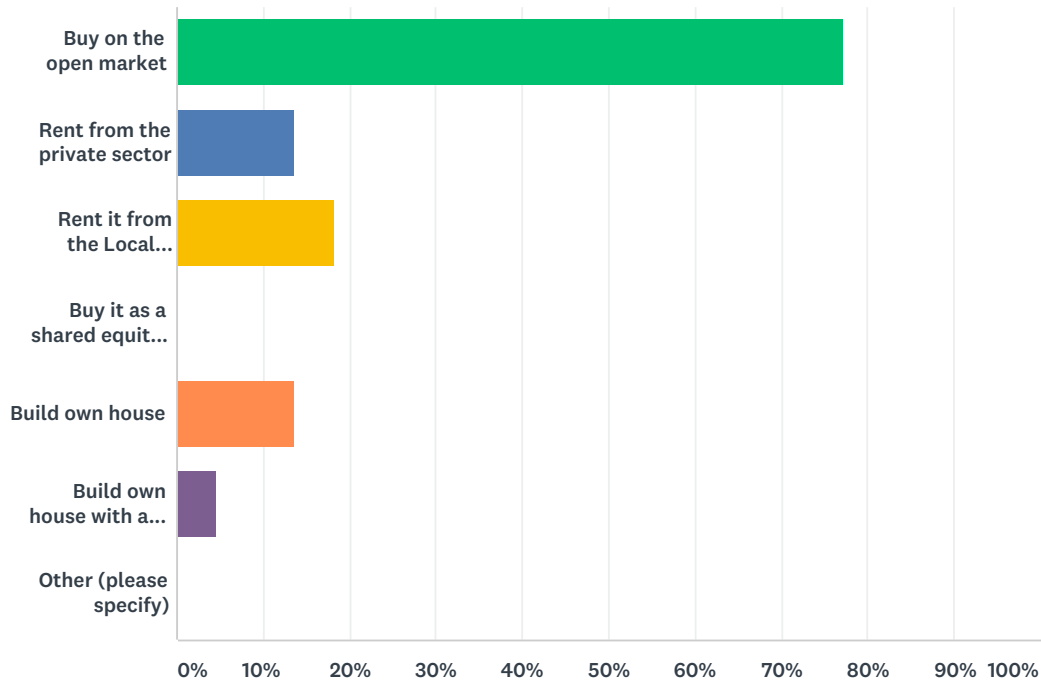
Answered: 22 Skipped: 153



ANSWER CHOICES	RESPONSES	
No	86.36%	19
Yes, accommodation on the ground floor	13.64%	3
Yes, sheltered housing with support services provided	0.00%	0
Yes, other housing with support services provided	0.00%	0
Yes, residential care	0.00%	0
Yes, other (please specify)	0.00%	0
TOTAL		22

Q21 How would this household consider paying for this accommodation? (Please select all the options that apply)

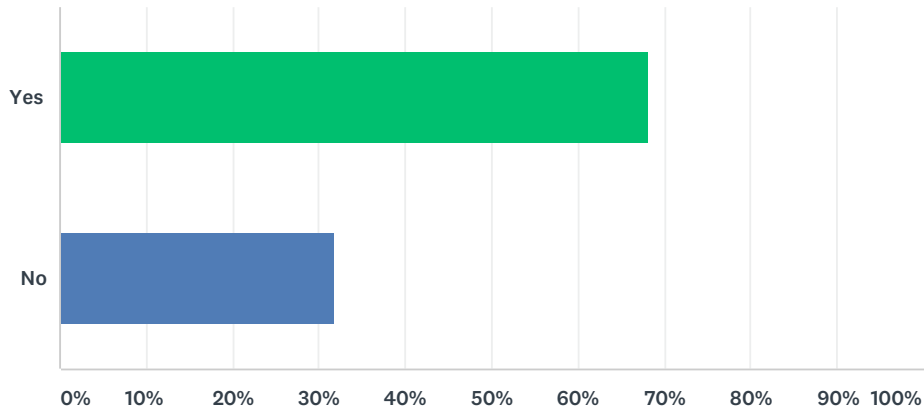
Answered: 22 Skipped: 153



ANSWER CHOICES	RESPONSES	
Buy on the open market	77.27%	17
Rent from the private sector	13.64%	3
Rent it from the Local Authority or Housing Association	18.18%	4
Buy it as a shared equity owner with the Local Authority or Housing Association	0.00%	0
Build own house	13.64%	3
Build own house with a grant/loan	4.55%	1
Other (please specify)	0.00%	0
Total Respondents: 22		

Q22 Would an existing dwelling be freed-up within the Parish as a result of this move?

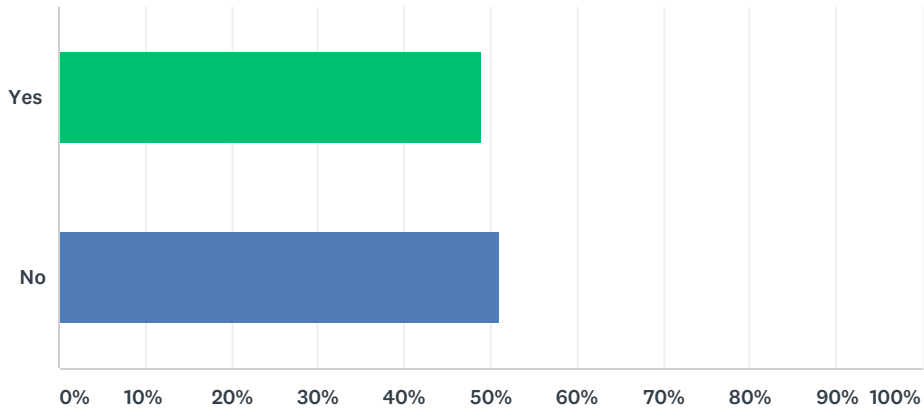
Answered: 22 Skipped: 153



ANSWER CHOICES	RESPONSES	
Yes	68.18%	15
No	31.82%	7
TOTAL		22

Q23 Would you support a Rural Exception Site for affordable housing?

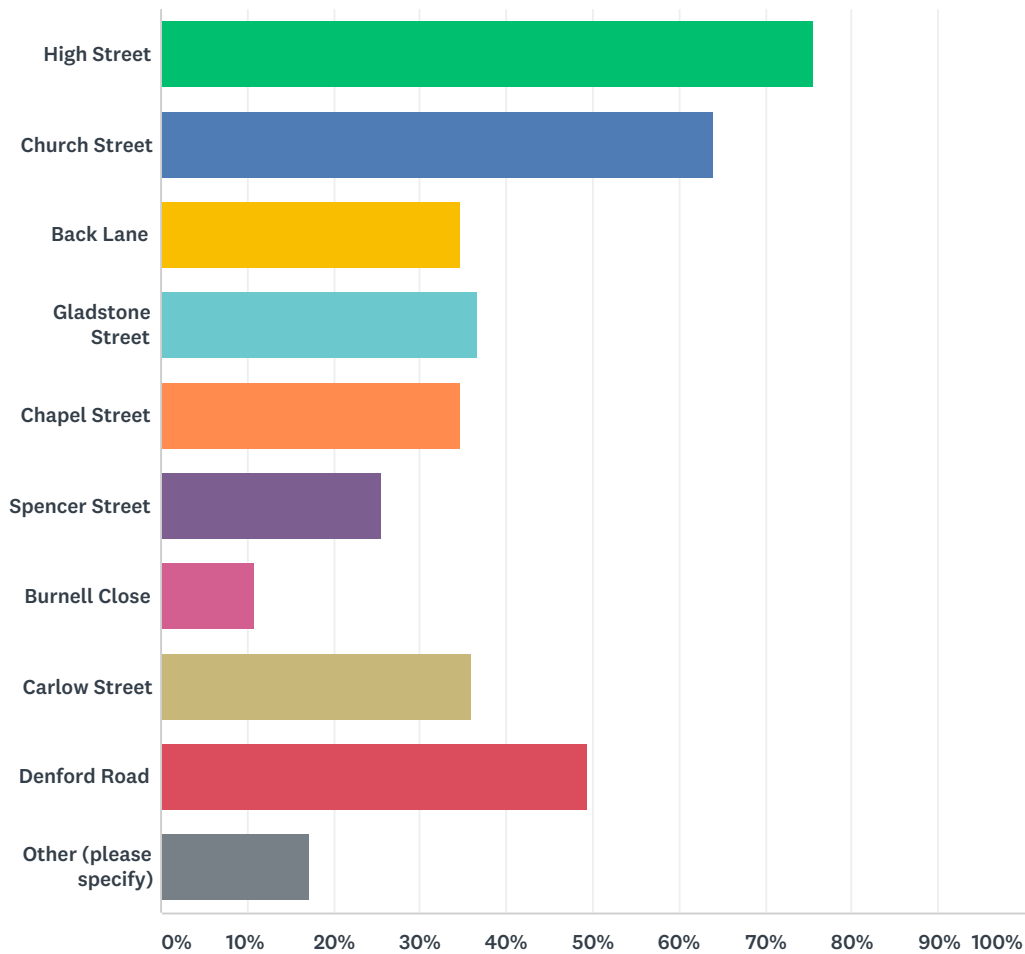
Answered: 149 Skipped: 26



ANSWER CHOICES	RESPONSES	
Yes	48.99%	73
No	51.01%	76
TOTAL		149

Q24 Which of the following streets experience significant problems with on-street parking? (Please select all the options that apply)

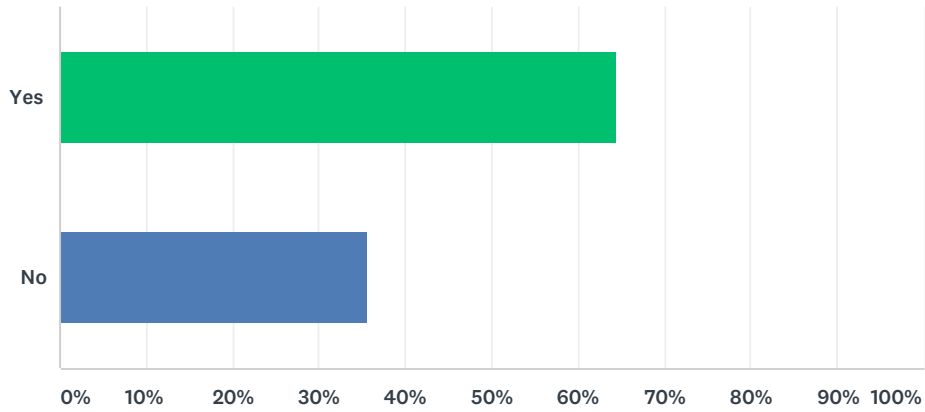
Answered: 164 Skipped: 11



ANSWER CHOICES	RESPONSES	
High Street	75.61%	124
Church Street	64.02%	105
Back Lane	34.76%	57
Gladstone Street	36.59%	60
Chapel Street	34.76%	57
Spencer Street	25.61%	42
Burnell Close	10.98%	18
Carlow Street	35.98%	59
Denford Road	49.39%	81
Other (please specify)	17.07%	28
Total Respondents: 164		

Q25 Does on-street parking help reduce traffic speed in the village?

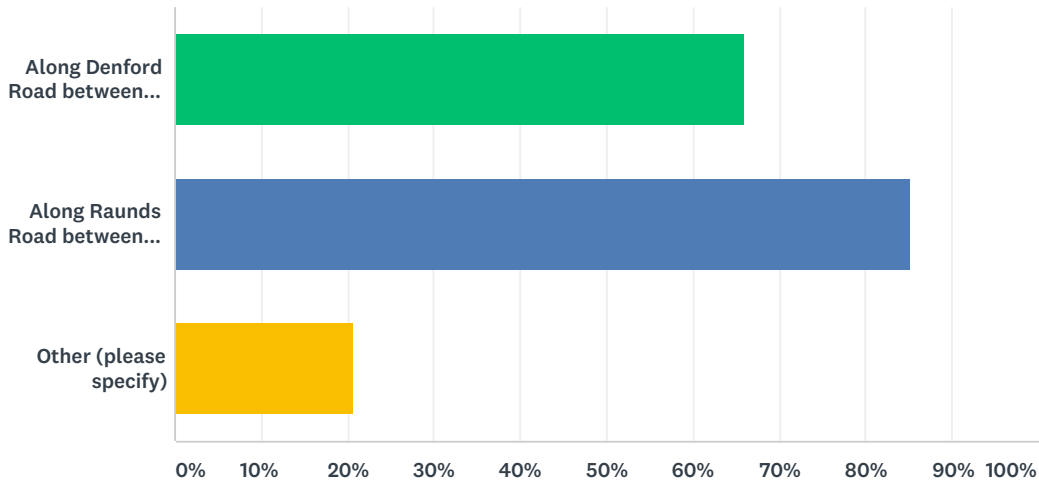
Answered: 169 Skipped: 6



ANSWER CHOICES	RESPONSES	
Yes	64.50%	109
No	35.50%	60
TOTAL		169

Q26 Would you support the provision of the following new footways/cycleways?

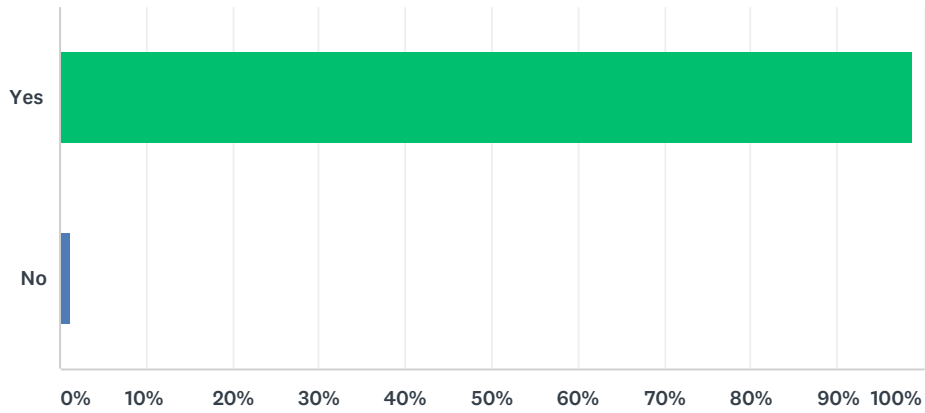
Answered: 155 Skipped: 20



ANSWER CHOICES	RESPONSES	
Along Denford Road between village and caravan site	65.81%	102
Along Raunds Road between village and Raunds	85.16%	132
Other (please specify)	20.65%	32
Total Respondents: 155		

Q27 Should the Neighbourhood Plan be used to protect existing services and facilities?

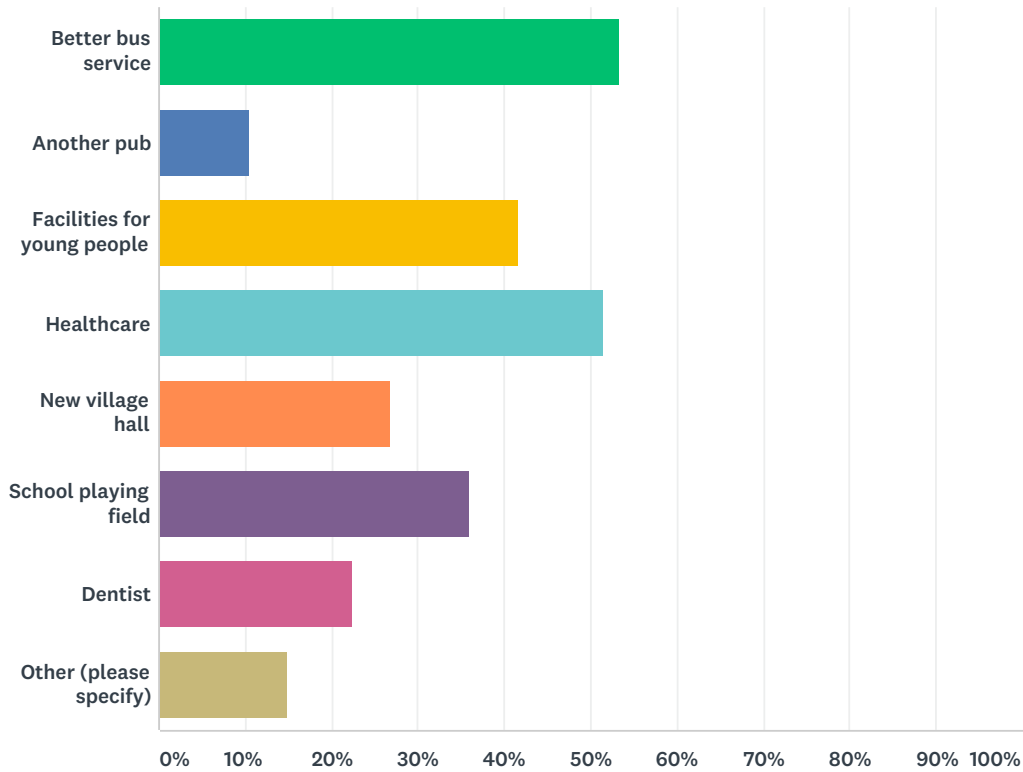
Answered: 170 Skipped: 5



ANSWER CHOICES	RESPONSES	
Yes	98.82%	168
No	1.18%	2
TOTAL		170

Q28 Are there any additional services and facilities you would like to see? (Please select all the options that apply)

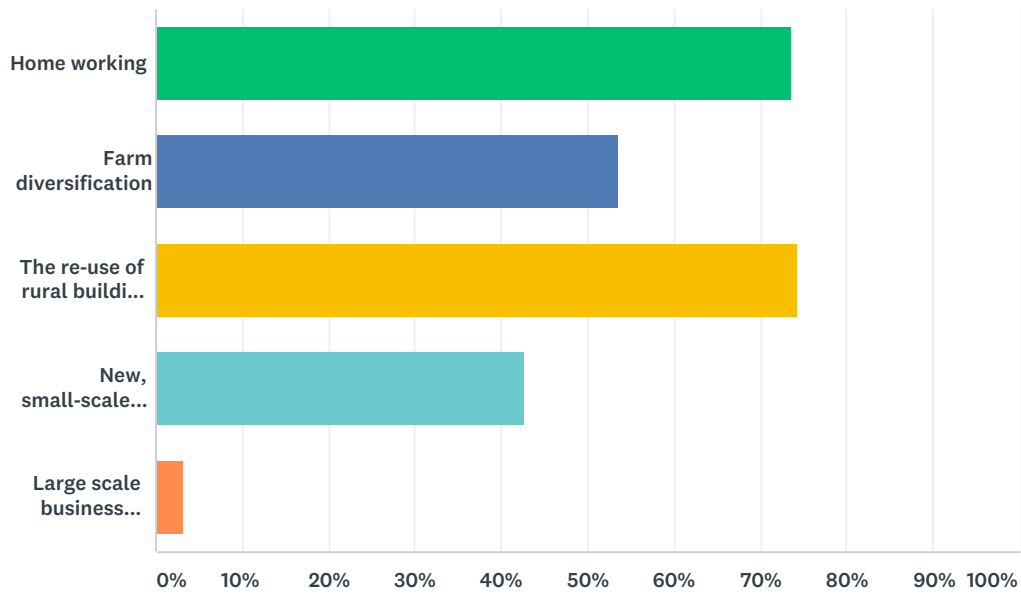
Answered: 161 Skipped: 14



ANSWER CHOICES	RESPONSES	
Better bus service	53.42%	86
Another pub	10.56%	17
Facilities for young people	41.61%	67
Healthcare	51.55%	83
New village hall	26.71%	43
School playing field	36.02%	58
Dentist	22.36%	36
Other (please specify)	14.91%	24
Total Respondents: 161		

Q29 Which of the following economic activities would you support in Ringstead? (Please select all the options that apply)

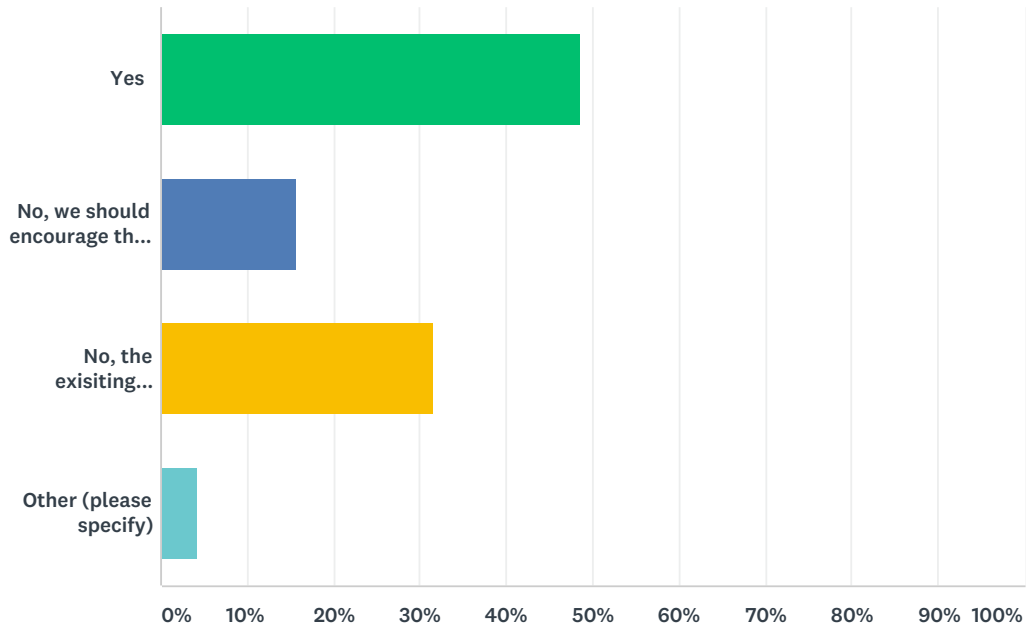
Answered: 155 Skipped: 20



ANSWER CHOICES	RESPONSES	
Home working	73.55%	114
Farm diversification	53.55%	83
The re-use of rural buildings for business use	74.19%	115
New, small-scale buildings for business use	42.58%	66
Large scale business development	3.23%	5
Total Respondents: 155		

Q30 Should we direct new businesses to the existing employment area at the junction of Spencer Street/Denford Road?

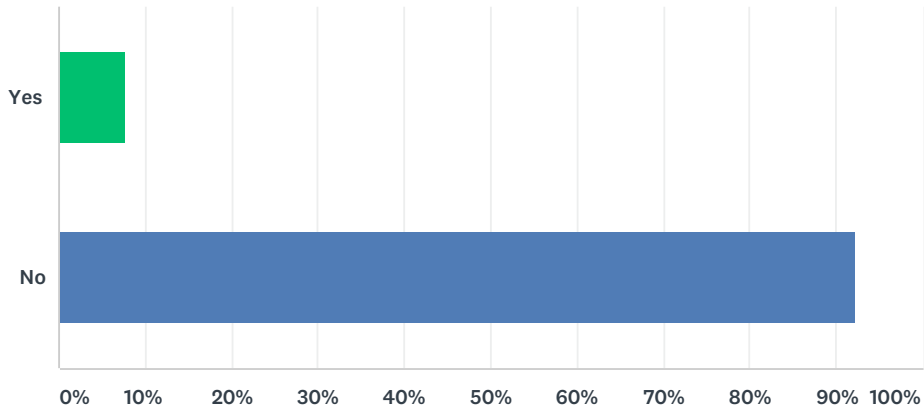
Answered: 165 Skipped: 10



ANSWER CHOICES	RESPONSES	
Yes	48.48%	80
No, we should encourage the existing businesses to relocate and the employment area should be redeveloped	15.76%	26
No, the existing employment area is fine as it is	31.52%	52
Other (please specify)	4.24%	7
TOTAL		165

Q31 Do you own a business that is based in the parish?

Answered: 170 Skipped: 5



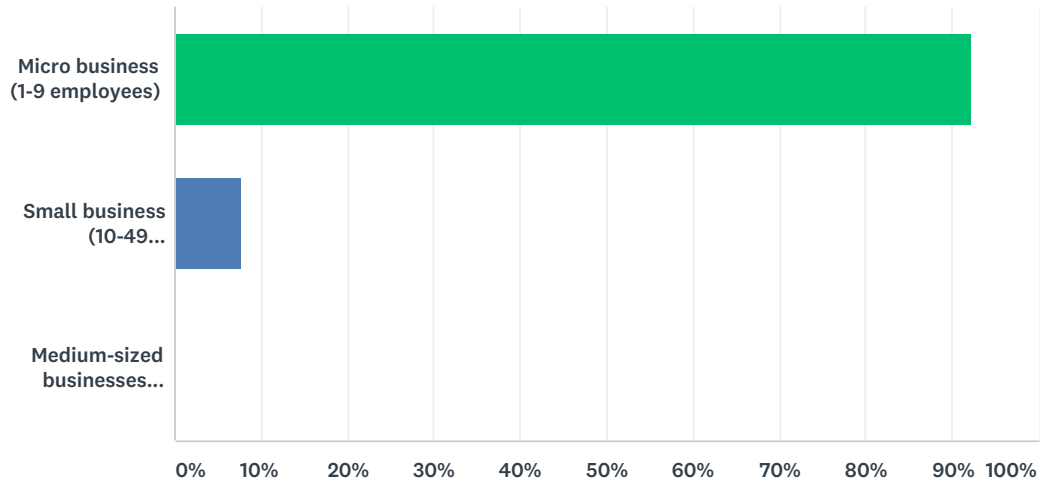
ANSWER CHOICES	RESPONSES	
Yes	7.65%	13
No	92.35%	157
TOTAL		170

Q32 What is the name of your business?

Answered: 12 Skipped: 163

Q33 What size is your business?

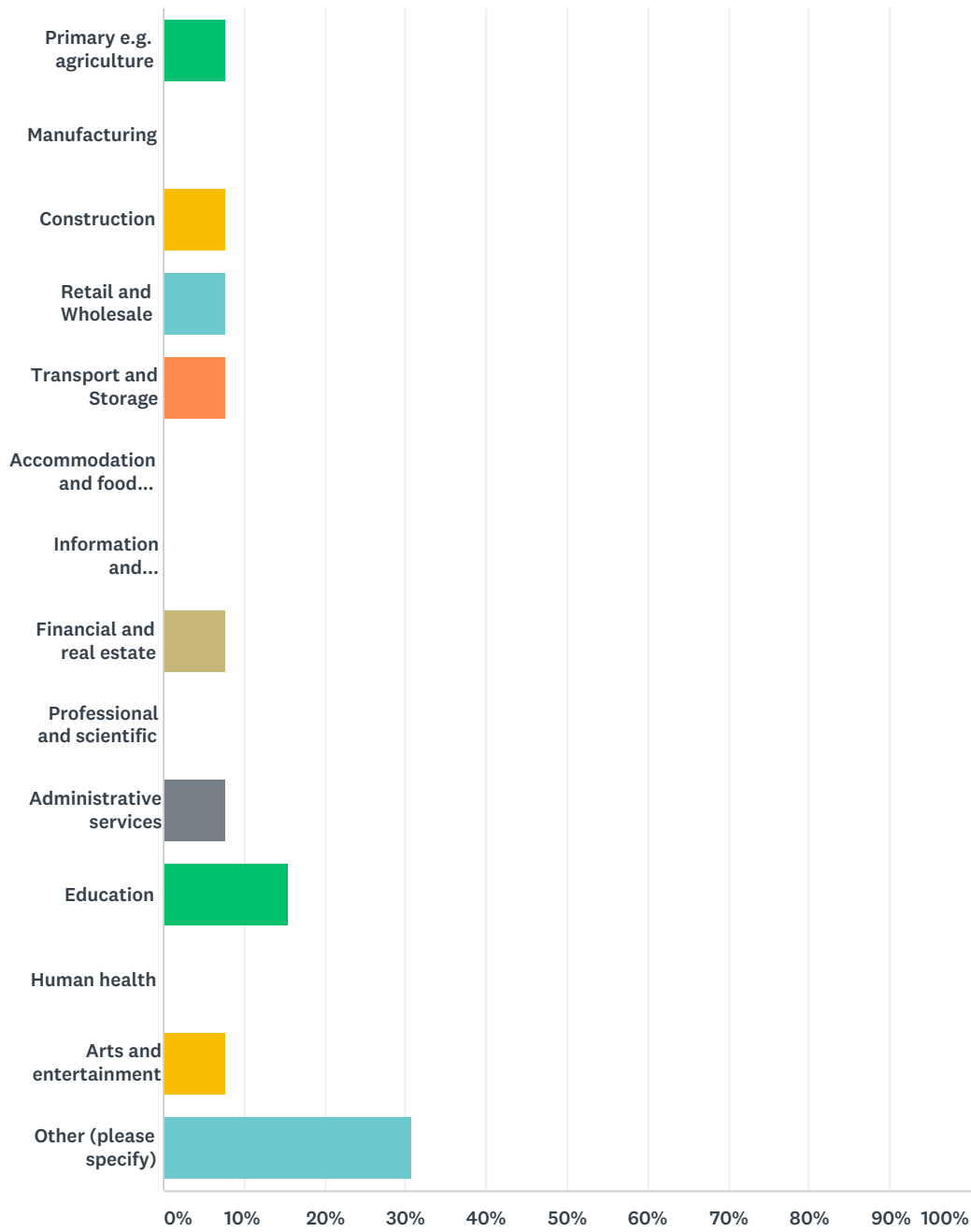
Answered: 13 Skipped: 162



ANSWER CHOICES	RESPONSES	
Micro business (1-9 employees)	92.31%	12
Small business (10-49 employees)	7.69%	1
Medium-sized businesses (50-249 employees)	0.00%	0
TOTAL		13

Q34 What type of economic activity is your business engaged in?

Answered: 13 Skipped: 162



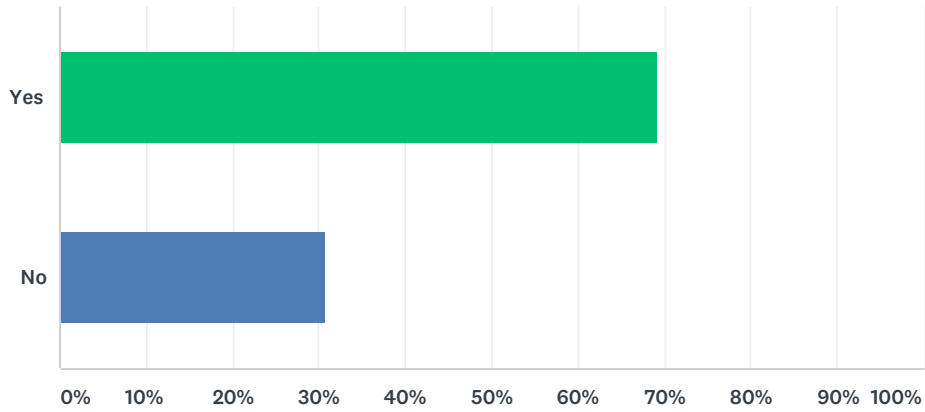
ANSWER CHOICES	RESPONSES	
Primary e.g. agriculture	7.69%	1
Manufacturing	0.00%	0
Construction	7.69%	1
Retail and Wholesale	7.69%	1
Transport and Storage	7.69%	1
Accommodation and food service	0.00%	0
Information and communication	0.00%	0

Ringstead Neighbourhood Plan

Financial and real estate	7.69%	1
Professional and scientific	0.00%	0
Administrative services	7.69%	1
Education	15.38%	2
Human health	0.00%	0
Arts and entertainment	7.69%	1
Other (please specify)	30.77%	4
TOTAL		13

Q35 Is the business premises also your home?

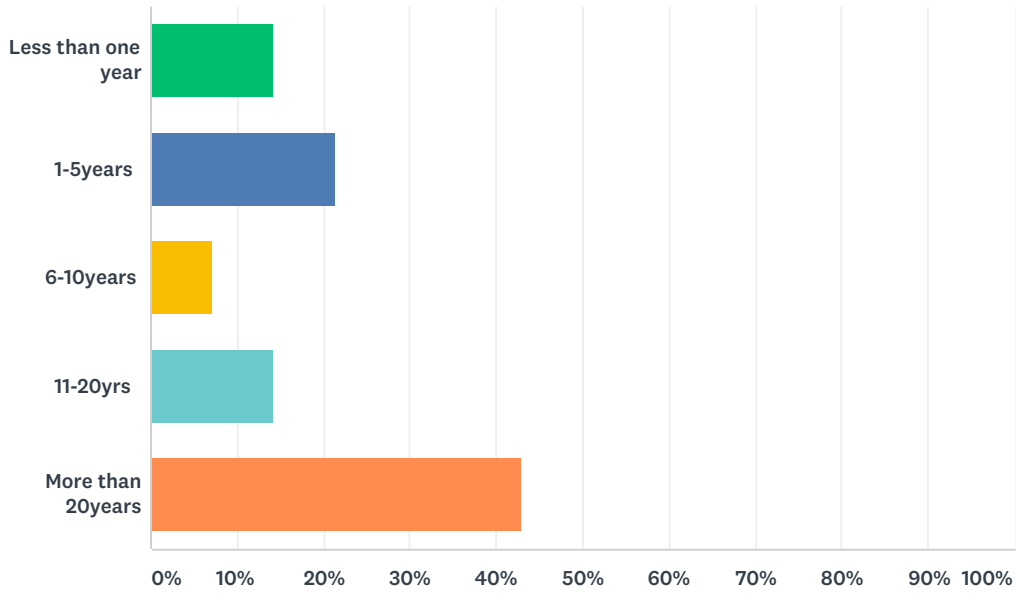
Answered: 13 Skipped: 162



ANSWER CHOICES	RESPONSES	
Yes	69.23%	9
No	30.77%	4
TOTAL		13

Q36 What is the age of your business?

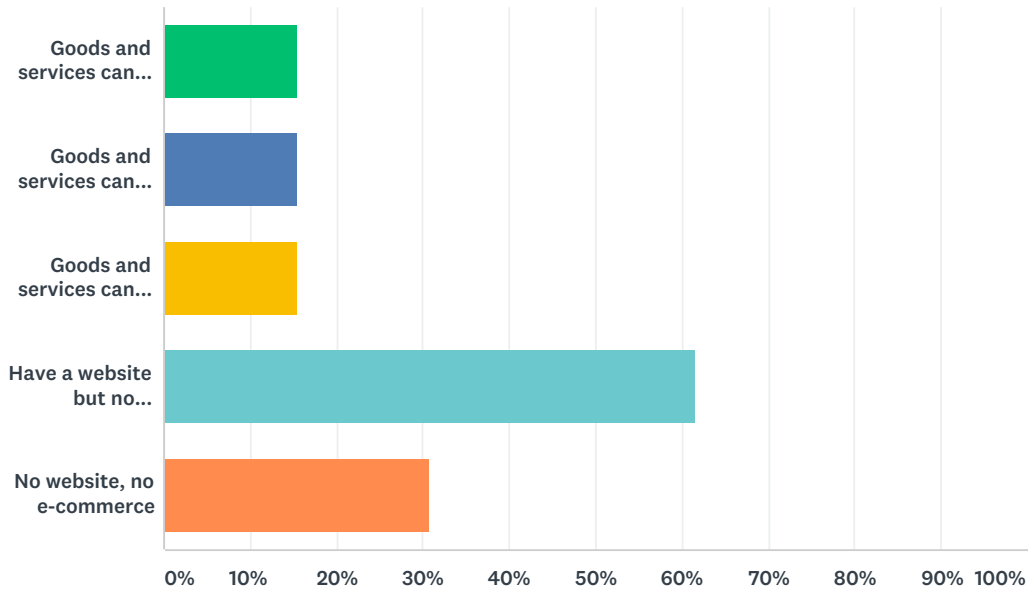
Answered: 14 Skipped: 161



ANSWER CHOICES	RESPONSES	
Less than one year	14.29%	2
1-5years	21.43%	3
6-10years	7.14%	1
11-20yrs	14.29%	2
More than 20years	42.86%	6
TOTAL		14

Q37 Does your business engage in e-commerce? (Please select all the options that apply)

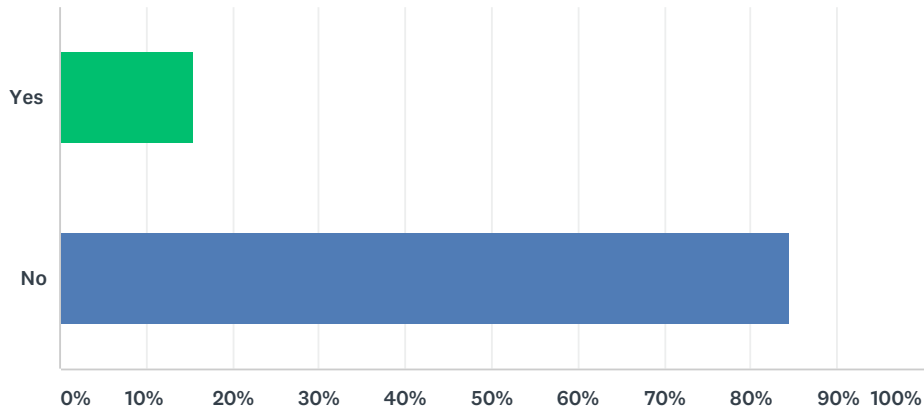
Answered: 13 Skipped: 162



ANSWER CHOICES	RESPONSES
Goods and services can be ordered directly from our website	15.38% 2
Goods and services can be ordered directly from a 3rd party website	15.38% 2
Goods and services can be ordered from social media	15.38% 2
Have a website but no e-commerce	61.54% 8
No website, no e-commerce	30.77% 4
Total Respondents: 13	

Q38 Do you plan to close or transfer your business in the next five years?

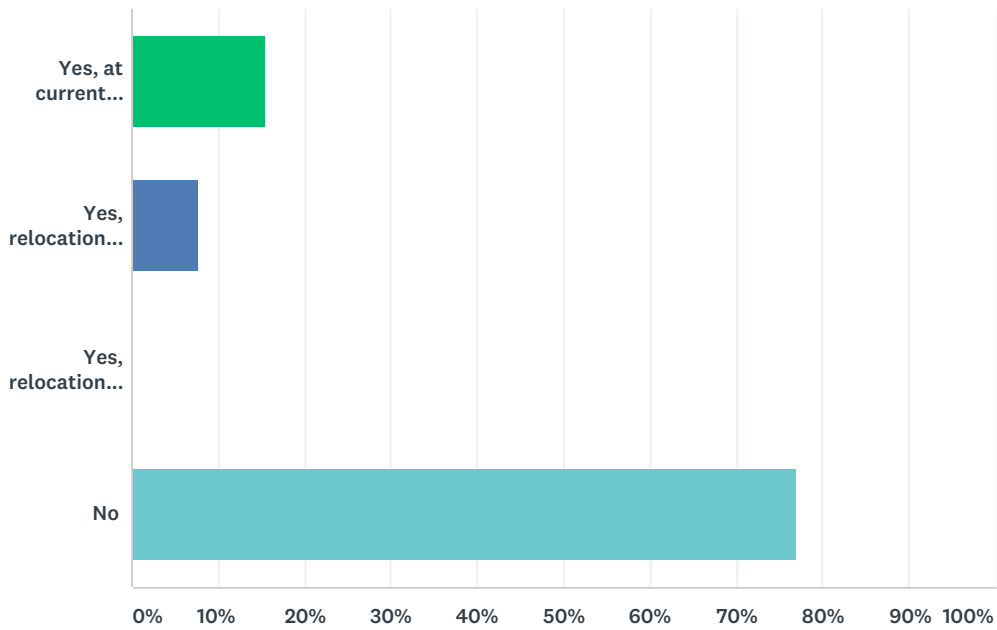
Answered: 13 Skipped: 162



ANSWER CHOICES	RESPONSES	
Yes	15.38%	2
No	84.62%	11
TOTAL		13

Q39 Do you require additional business space in the next three years?

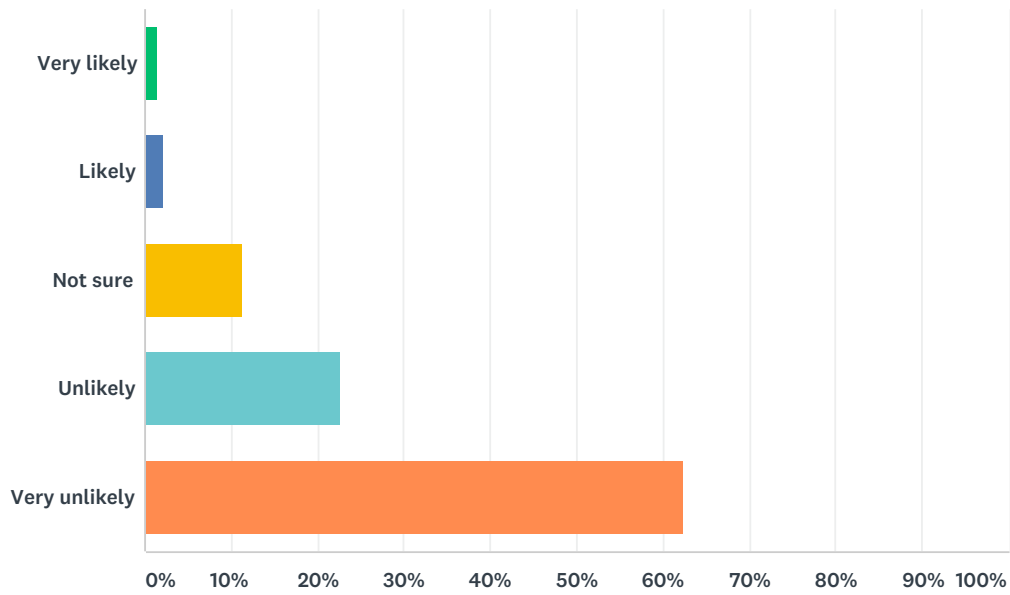
Answered: 13 Skipped: 162



ANSWER CHOICES	RESPONSES	
Yes, at current location	15.38%	2
Yes, relocation within the parish	7.69%	1
Yes, relocation outside the parish	0.00%	0
No	76.92%	10
TOTAL		13

Q40 How likely are you to set up a business within the Parish in the next 10 years?

Answered: 141 Skipped: 34



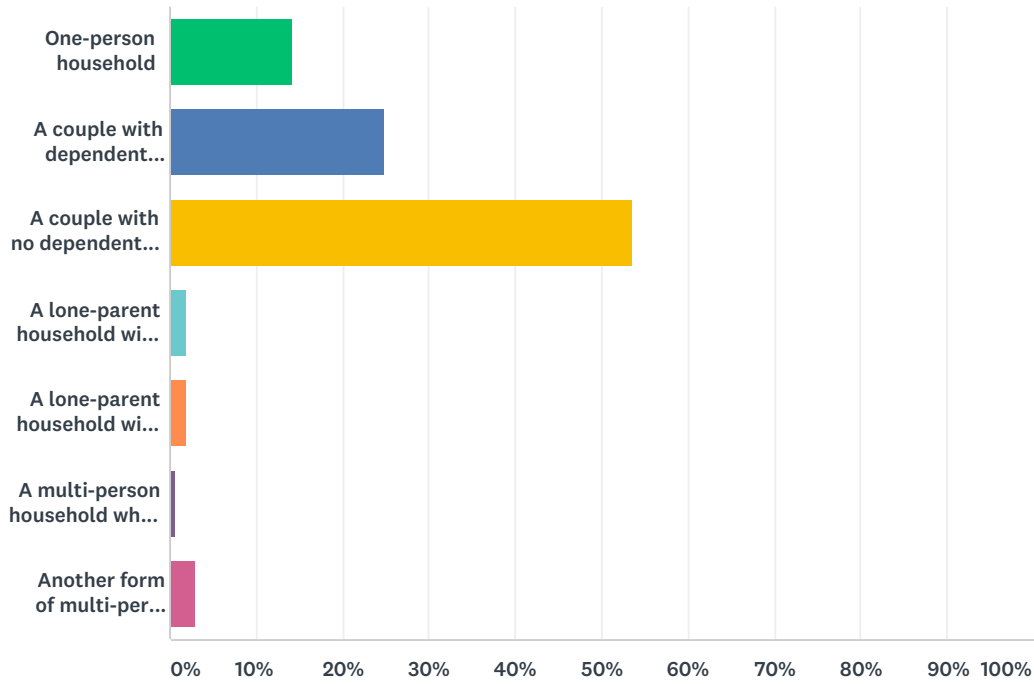
ANSWER CHOICES	RESPONSES	
Very likely	1.42%	2
Likely	2.13%	3
Not sure	11.35%	16
Unlikely	22.70%	32
Very unlikely	62.41%	88
TOTAL		141

Q41 At what email address would you like to be contacted?

Answered: 111 Skipped: 64

Q42 What type of household do you live in?

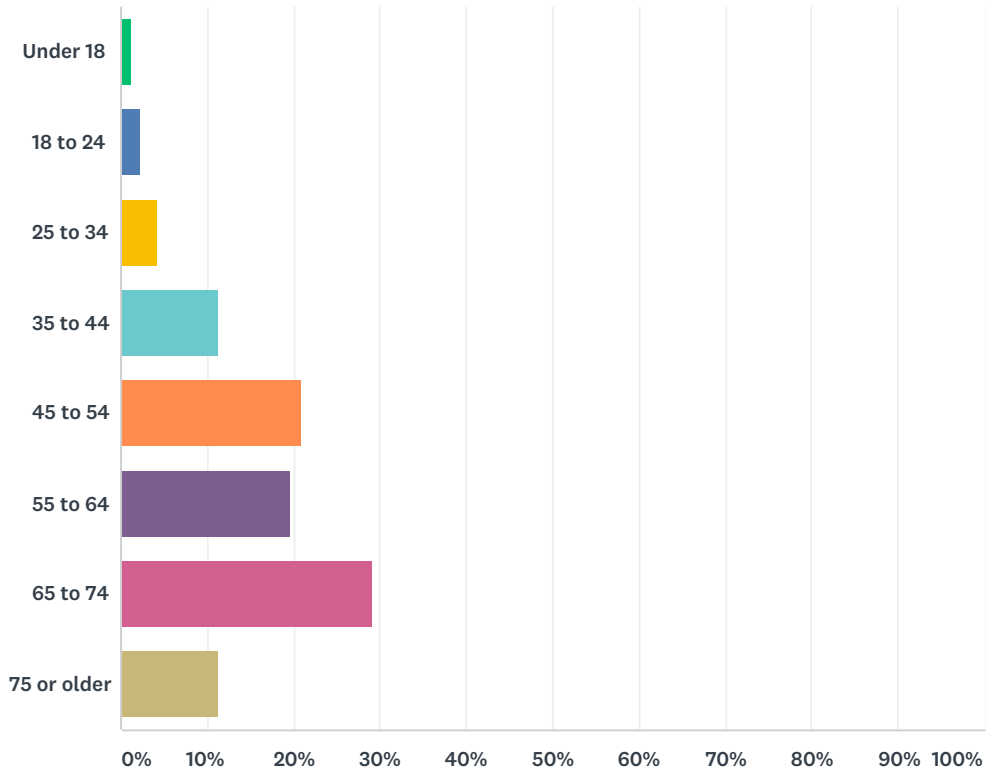
Answered: 168 Skipped: 7



ANSWER CHOICES	RESPONSES	
One-person household	14.29%	24
A couple with dependent children	25.00%	42
A couple with no dependent children	53.57%	90
A lone-parent household with dependent children	1.79%	3
A lone-parent household with no dependent children	1.79%	3
A multi-person household where all are students	0.60%	1
Another form of multi-person household	2.98%	5
TOTAL		168

Q43 What is your age?

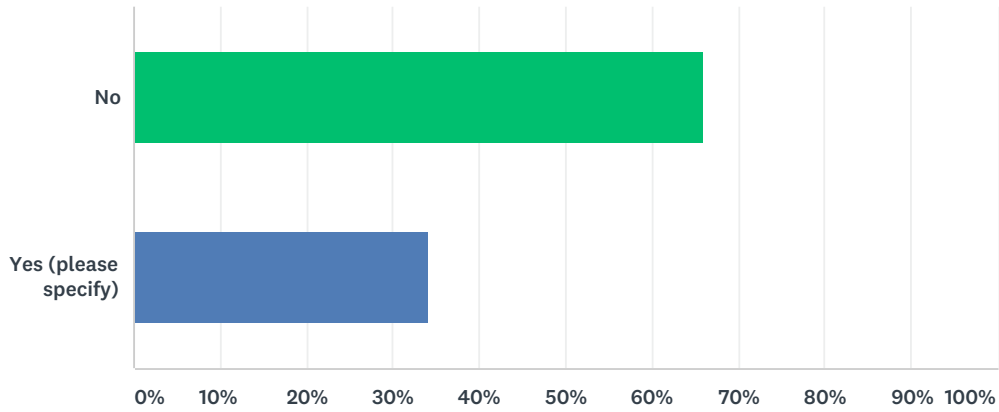
Answered: 168 Skipped: 7



ANSWER CHOICES	RESPONSES	
Under 18	1.19%	2
18 to 24	2.38%	4
25 to 34	4.17%	7
35 to 44	11.31%	19
45 to 54	20.83%	35
55 to 64	19.64%	33
65 to 74	29.17%	49
75 or older	11.31%	19
TOTAL		168

Q44 Do you have any further comments?

Answered: 155 Skipped: 20



ANSWER CHOICES	RESPONSES	
No	65.81%	102
Yes (please specify)	34.19%	53
TOTAL		155